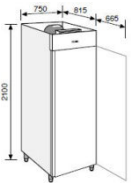

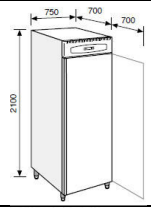
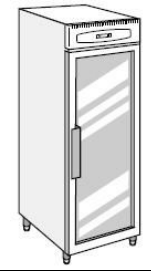
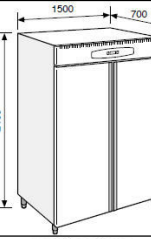



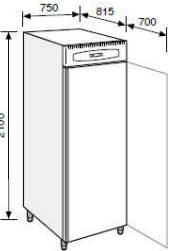
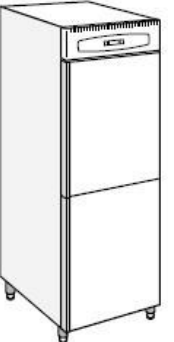
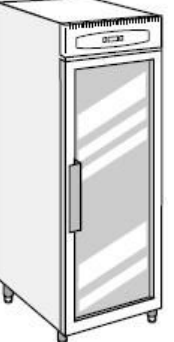
Chladničky EVERLASTING

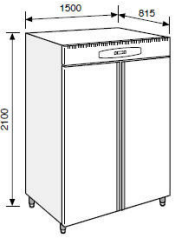



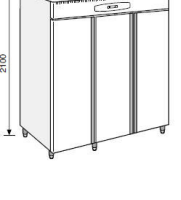
BASIC



Model		Vonkajšie rozmery Šírka/Hĺbka/Výška (mm)	Kapacita (L)	Teplota (°C)	Chladiaci výkon (W)	Spotreba energie (W)	Elektrické napätie V/Ph/Hz	Chladivo	Max vonkajšia teplota (°C)	
	BASIC 701 TNV	750 x 815 x 2100	625	0 +10	698	440	230/1/50	R 404 A	+43	
	BASIC 701 TNBV			-2 +10	698	440				
	BASIC 701 BTV			-10 +20	710	580				
	BASIC 1502 TNV	1500 x 815 x 2100	1365	0 +10	1170	650	230/1/50	R 404 A	+43	
	BASIC 1502 TNBV			-2 +10	1170	650				
	BASIC 1502 BTV			-10 +20	995	880				

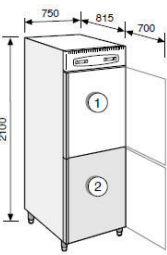
STANDARD

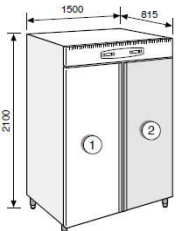
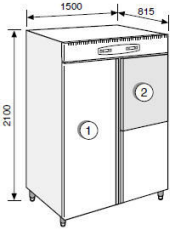
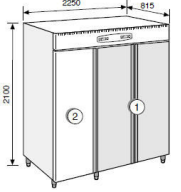
Model		Vonkajšie rozmery Šírka/Hĺbka/Výška (mm)	Kapacita (L)	Teplota (°C)	Chladiaci výkon (W)	Spotreba energie (W)	Elektrické napätie V/Ph/Hz	Chladivo	Max vonkajšia teplota (°C)
	STD 601 TNBV	750 x 700 x 2100	534	-2 +10	350	320	230/1/50	R 404 A	+43
	STD 601 BTV			-10 -22	830	600			
	STDG 601 TNV	750 x 700 x 2100	534	+2 +10	460	420	230/1/50	R 404 A	+32
	STDG 601 BTV			-10 -20	1060	850			
	STD 1202 TNBV	1500 x 700 x 2100	1167	-2 +10	460	420	230/1/50	R 404 A	+43
	STD 1202 BTV		1167	-10 -22	1060	850			
	STDG 1202 TNV	1500 x 700 x 2100	1167	+2 +10	750	690	230/1/50	R 404 A	+32
	STDG 1202 BTV		1167	-10 -20	1200	950			

Model		Vonkajšie rozmery Šírka/Hĺbka/Výška (mm)	Kapacita (L)	Teplota (°C)	Chladiaci výkon (W)	Spotreba energie (W)	Elektrické napätie V/Ph/Hz	Chladivo	Max vonkajšia teplota (°C)	
	STD 701 TNBV	750 x 815 x 2100	625	-2 +10	460	420	230/1/50	R 404 A	+43	
	STD 701 BTV			-10 -22	1060	850				
	STD 701 TNSV			+2 +10	460	450				
	STD 701 TNSPE			-5 + 5	460	420				
	STD 702 TNBV	750 x 815 x 2100	625	-2 +10	460	420	230/1/50	R 404 A	+43	
	STD 702 BTV			-10 -22	1060	820				
	STD 702 TNSV			+2 +10	460	420				
	STDG 701 TNV	750 x 815 x 2100	625	+2 +10	460	420	230/1/50	R 404 A	+32	
	STDG 701 BTV			-10 -20	1060	850				

	STD 1502 TNBV	1500 x 815 x 2100	1365	-2 +10	750	690	230/1/50	R 404 A	+43	
	STD 1502 BTV			-10 -22	1200	950				
	STD 1502 TNSV			+2 +10	750	690				
	STD 1503 TNBV	1500 x 815 x 2100	1365	-2 +10	750	690	230/1/50	R 404 A	+43	
	STD 1503 BTV			-10 -22	1200	950				
	STD 1503 TNSV			+2 +10	750	690				
	STD 1504 TNBV	1500 x 815 x 2100	1365	-2 +10	750	690	230/1/50	R 404 A	+43	
	STD 1504 BTV			-10 -22	1200	950				
	STD 1504 TNSV			+2 +10	750	690				
	STDG 1502 TNV	1500 x 815 x 2100	1365	+2 +10	750	690	230/1/50	R 404 A	+32	
	STDG 1502 BTV			-10 -20	1200	860				
	STD 2303 TNBV	2250 x 815 x 2100	2102	-2 +10	1200	860	230/1/50	R 404 A	+43	
	STD 2303 BTV			-10 -22	1620	1100				
	STD 2303 TNSV			+2 +10	1200	860				

	STD 2305 TNBV	2250 x 815 x 2100	2102	-2 +10	1200	860	230/1/50	R 404 A	+43	
	STD 2305 BTV			-10 -22	1620	1100				
	STD 2305 TNSV			+2 +10	1200	860				
	STDG 2303 TNV	2250 x 815 x 2100	2102	+2 +10	1200	420	230/1/50	R 404 A	+32	

Model	Vonkajšie rozmery Šírka/Hĺbka/Výška (mm)	Kapacita (L)	Teplota (°C)	Chladiaci výkon (W)	Spotreba energie (W)	Elektrické napätie V/Ph/Hz	Chladivo	Max vonkajšia teplota (°C)				
	STD 702 2T TNV TNV	750 x 815 x 2100	300	-2 +10	265	260	230/1/50	R 404 A	+43			
	STD 702 2T TNV BTV			-2 +10 -10 -20						550	440	
	STD 702 2T TNV TNS PE			-2 +10 -5 +5						265	260	

	STD 1502 2TTNBV TNBV	1500 x 815 x 2100	625	-2 +10	460	420	230/1/50	R 404 A	+43	
	STD 1502 2TTNBV BTV			2 +10	1060	850				
	STD 1502 2TTNSV TNBV			-2 +10	460	420				
	STD 1502 2TTNBV BTV			2 +10	1060	850				
	STD 1503 2TTNBV TNV	1500 x 815 x 2100	966 300	-2 +10	750	690	230/1/50	R 404 A	+43	
	STD 1503 2TTNBV BTV			2 +10	550	440				
	STD 1503 2TTNBV TNS PE			-2 +10	648	360				
	STD 2303 2TTNBV TNBV	1500 x 815 x 2100	1365 625	-2 +10	460	420	230/1/50	R 404 A	+43	
	STD 2303 2TTNBV BTV			-2 +10	460	420				
				-2 +10	750	690				
				-10 -22	1060	850				